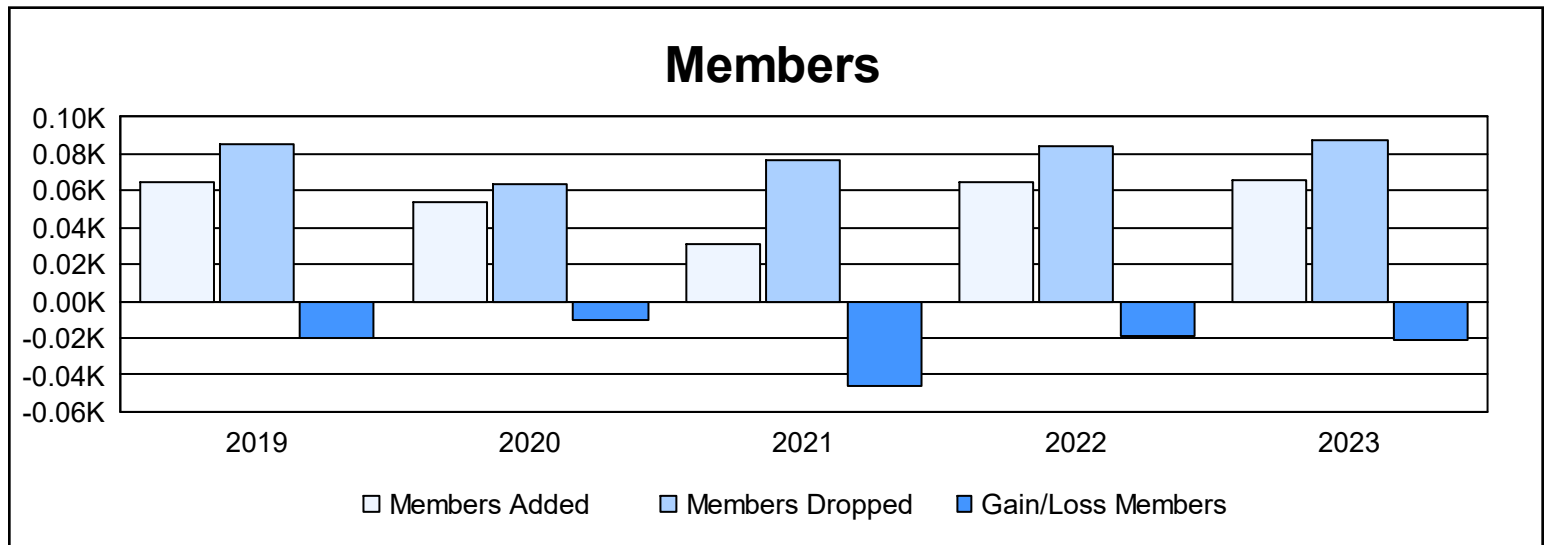
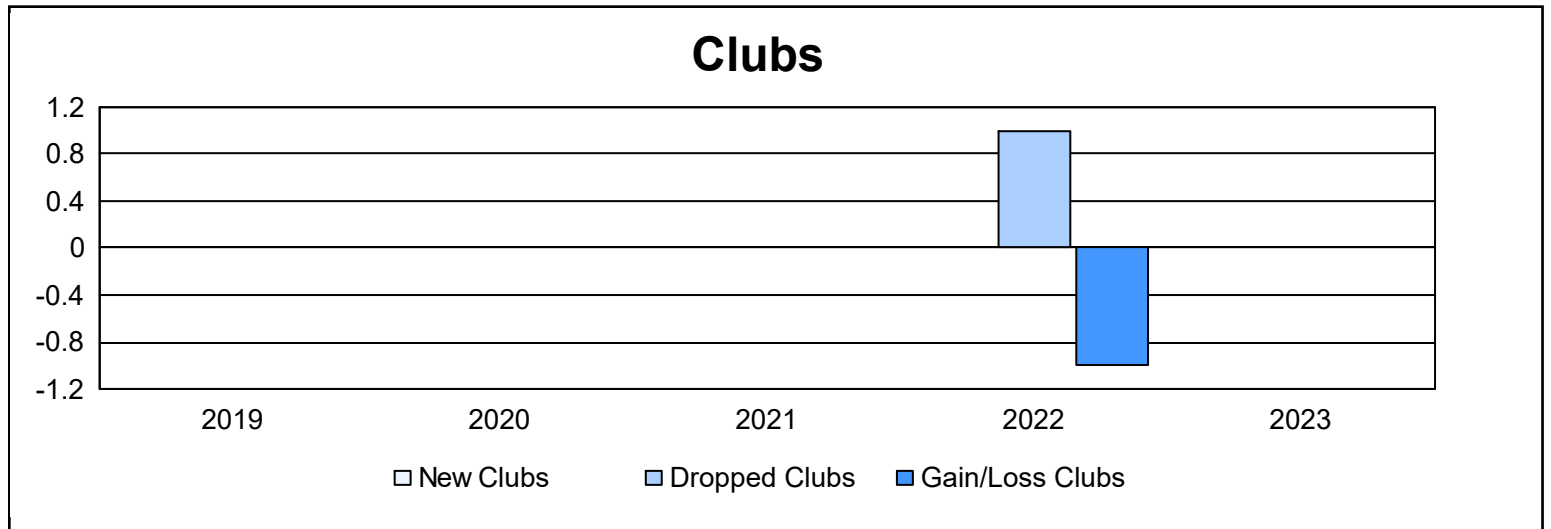
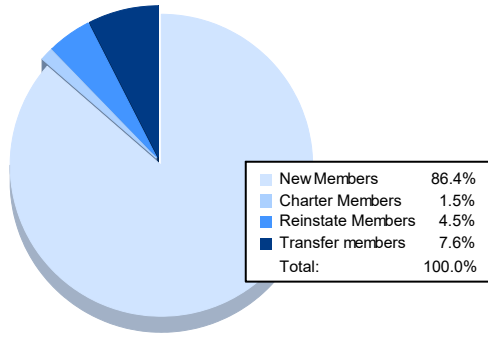


Year	New Clubs	Dropped Clubs	Gain/ Loss Clubs	New Members	Charter Members	Reinstate Members	Transfer Members	Total Member Added	Total Members Dropped	Gain/ Loss Members
2018-2019	0	0	0	60	1	2	2	65	85	-20
2019-2020	0	0	0	52	0	2	0	54	64	-10
2020-2021	0	0	0	27	0	3	1	31	77	-46
2021-2022	0	1	-1	62	0	2	1	65	84	-19
2022-2023	0	0	0	57	1	3	5	66	87	-21
<b>Average</b>	<b>0</b>	<b>0</b>	<b>0</b>	<b>52</b>	<b>0</b>	<b>2</b>	<b>2</b>	<b>56</b>	<b>79</b>	<b>-23</b>



### Membership Composition June 2023 Cumulative



### Gender Composition June 2023 Cumulative

